



Leger

THE LARGEST CANADIAN-OWNED
POLLING, MARKET RESEARCH
AND ANALYTICS FIRM

MONTREAL • QUEBEC

TORONTO • WINNIPEG • EDMONTON • CALGARY

VANCOUVER • PHILADELPHIA

Report

Options for Abortion in Quebec

A survey of Quebec Women

DATE August 3, 2021 **PROJECT NUMBER** 82048-043





METHODOLOGY

Methodology



An online survey.



800 Quebec women between the ages of 18 and 54 (inclusive), 162 English-language and 638 French-language surveys.



Completed between July 16 and 21, 2021, using Leger's online panel.



No margin of error can be associated with a non-probability sample (i.e. a web panel in this case).

For comparative purposes, though, a probability sample of 800 respondents would have a margin of error of $\pm 3.5\%$, 19 times out of 20.

Leger's online panel

Leger's online panel has approximately 400,000 members nationally and has a retention rate of 90%. Poll aggregator 338Canada.com gave Leger the highest rating among all polling firms in Canada for the accuracy of its studies. (See <https://338canada.com/pollster-ratings.htm>.)

Quality control

Stringent quality assurance measures allow Leger to achieve the high-quality standards set by the company. As a result, its methods of data collection and storage outperform the norms set by WAPOR (The World Association for Public Opinion Research). These measures are applied at every stage of the project: from data collection to processing, through to analysis. We aim to answer our clients' needs with honesty, total confidentiality, and integrity.



KEY FINDINGS

Key Findings

QUEBEC WOMEN ARE IN THE ‘MY BODY, MY CHOICE’ CAMP!

- Virtually all (99%) Quebec women between the ages of 18-54 agree that “*Women are entitled to make their own choices when it comes to their own body*”, and in fact, 95% strongly agree with this statement.

BEFORE TODAY, 61% WERE NOT AWARE THAT THERE WAS A NON-SURGICAL OPTION IN THE FORM OF A PILL FOR THOSE WHO WANTED AN ABORTION, BUT THEY DEFINITELY AGREE THEY’D WANT THIS OPTION IF AVAILABLE TO THEM.

- While 36% of Quebec women say they were aware that there is a non-surgical option in the form of a pill that has been approved by Health Canada for abortion and is fully covered by the Quebec Health Plan (RAMQ), far more (61%) say they were not aware of this option.
- Almost half (48%) knew there was a difference between the Morning After Pill and the Abortion Pill.
- Women who completed the survey in French are significantly less likely to be aware that there is a non-surgical option for abortion or of the difference between the Abortion Pill and the Morning After Pill compared to those who completed the survey in English.
- 44% say that if they were faced with a situation where they wanted or needed an abortion, they would prefer the option of a pill they could take at home, roughly twice that of those who would prefer a surgical procedure performed in a hospital or abortion clinic (23%).

NEARLY ALL AGREE THAT WOMEN IN QUEBEC SHOULD HAVE THE SAME CHOICES AND ACCESS TO NON-SURGICAL ABORTION AS OTHER CANADIAN WOMEN.

- More than nine-in-ten Quebec women agree that women in Quebec should have the same access to a non-surgical abortion, as women in other parts of Canada and considering that the abortion pill is approved by Health Canada, and the cost is fully covered, women who need or want access to a non-surgical (medical) abortion should be allowed to choose the best option for them, and in fact, eight-in-ten strongly agree.
- Another 89% say that if they were faced with a need for an abortion, they would want to be able to choose between the abortion pill they could take at home and a surgical procedure performed in a hospital or abortion clinic, and 68% say that all Quebec women have these choices.

QUEBEC WOMEN TRUST THEIR DOCTOR TO GIVE THEM THE NECESSARY INFORMATION, ARE COMFORTABLE DISCUSSING THE OPTIONS, AND FEEL THEIR DOCTOR WILL EXPLAIN THE OPTIONS AVAILABLE; THOUGH FEWER WOULD CHALLENGE THEIR DOCTOR.

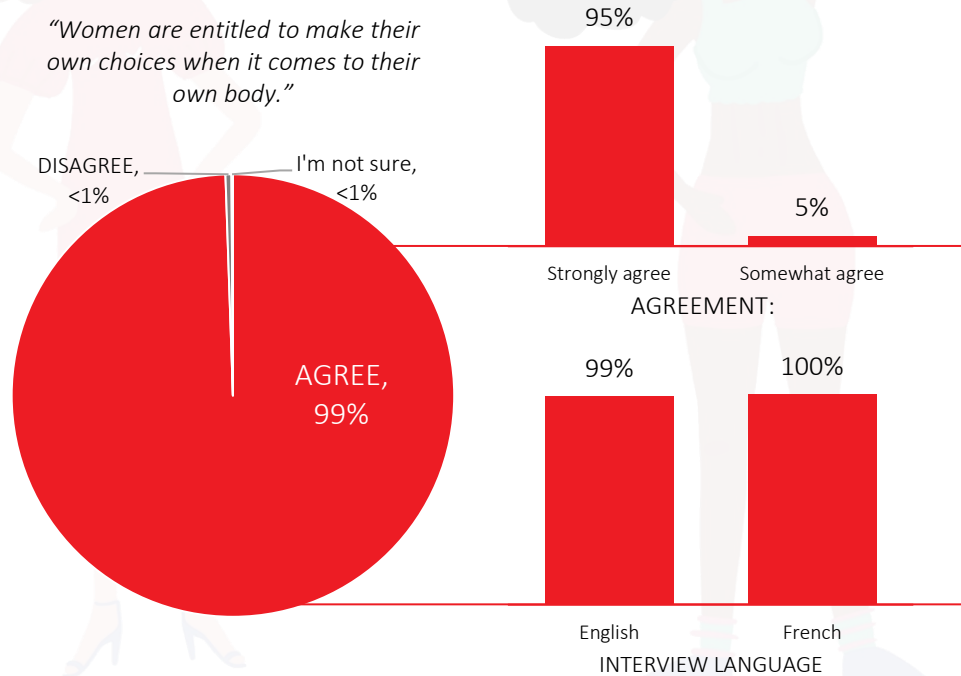
- The majority say that if they decided to have an abortion, they would be comfortable discussing my options with their doctor (92%), would trust that their doctor would present all options available to them (92%), and that their doctor would explain that they have a choice between the abortion pill and a surgical abortion (85%). Fewer (74%) would feel comfortable when challenging or questioning their doctor’s recommendation.



RESULTS

“My body, my choice”, say Quebec women.

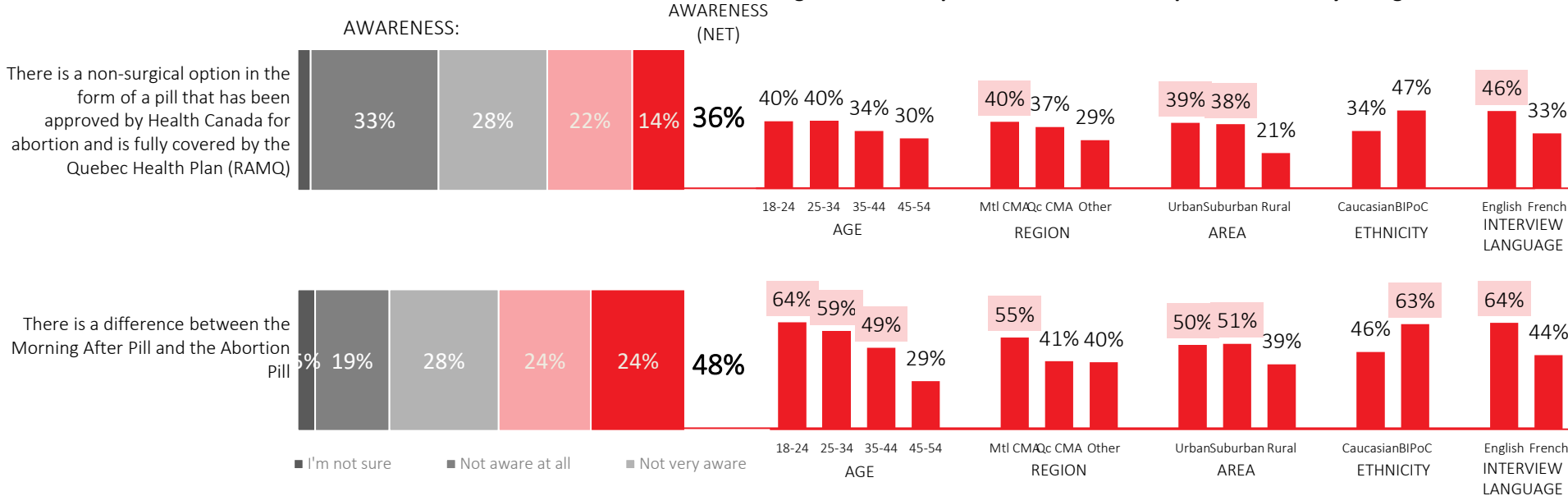
Not only do virtually all women say they agree with the statement, “Women are entitled to make their own choices when it comes to their own body”, but 95% say they strongly agree. **Age, region, marital status, country of birth, interview language, and ethnic origin play no role in how Quebec women feel about autonomy over their bodies.**



Q1 To what extent do you agree or disagree with the following statement: “Women are entitled to make their own choices when it comes to their own body.” Base: All (n=800).

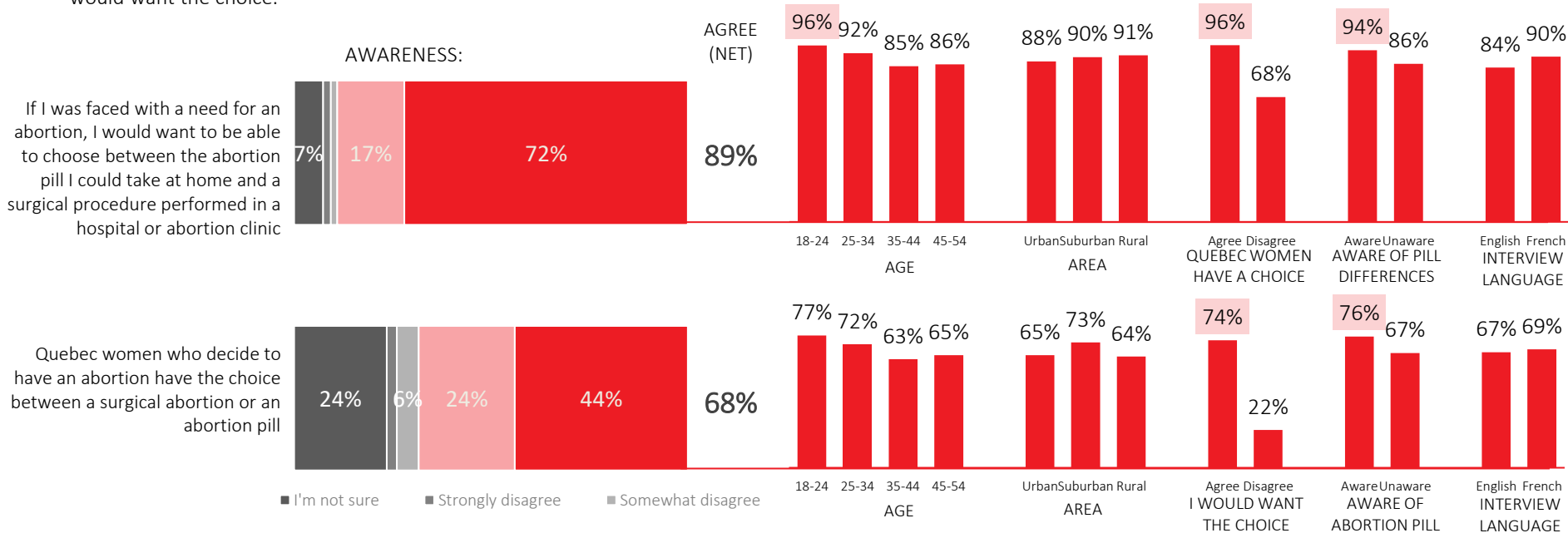
About one-third know there is an approved, non-surgical option in the form of a pill that's fully covered for those who want an abortion.

Just over one-third (36%) of Quebec women are aware that there is a non-surgical option in the form of a pill that has been approved by Health Canada for abortion and is fully covered by RAMQ, **however 61% say they were not aware of this.** About half (48%) of Quebec women are aware that there is a difference between the Morning After Pill (*Plan B*) and the Abortion Pill (*Mifegymiso, RU-486*). Those who are aware of the difference between the two types of pills are significantly more likely to be; a) aged 18-44 vs. 45-54, b) living in Montreal vs. other regions of Quebec, c) in urban/suburban areas vs. rural, and d) identify as BIPOC vs. Caucasian. **Rural residents are significantly less likely to be aware that the non-surgical option exists compared to those in urban or suburban areas. French-speaking Quebec women are significantly less likely to be aware that there is a non-surgical option for abortion or of the difference between the Abortion Pill and the Morning After Pill compared to those who completed the survey in English.**



The majority would want the choice of an abortion pill and a surgical procedure, and they believe all Quebec women have the same choice.

Nine-in-ten (89%) say that if they were faced with a need for an abortion, they would want to be able to choose between the abortion pill they could take at home and a surgical procedure performed in a hospital or abortion clinic, with 72% strongly agreeing with this statement. Seven-in-ten (68%) feel that all Quebec women who decide to have an abortion have the same choices for how to proceed. Younger women (aged 18-24 vs. 25-54) are significantly more likely to agree that they would like to be able to choose between an abortion pill and a surgical procedure. Those who are aware of the differences between the two types of pills are significantly more likely to agree with both statements. Women who say they would want to be able to choose are significantly more likely to agree that Quebec women have the choice, while those who agree that Quebec women have the choice are significantly more likely to agree that they would want the choice.

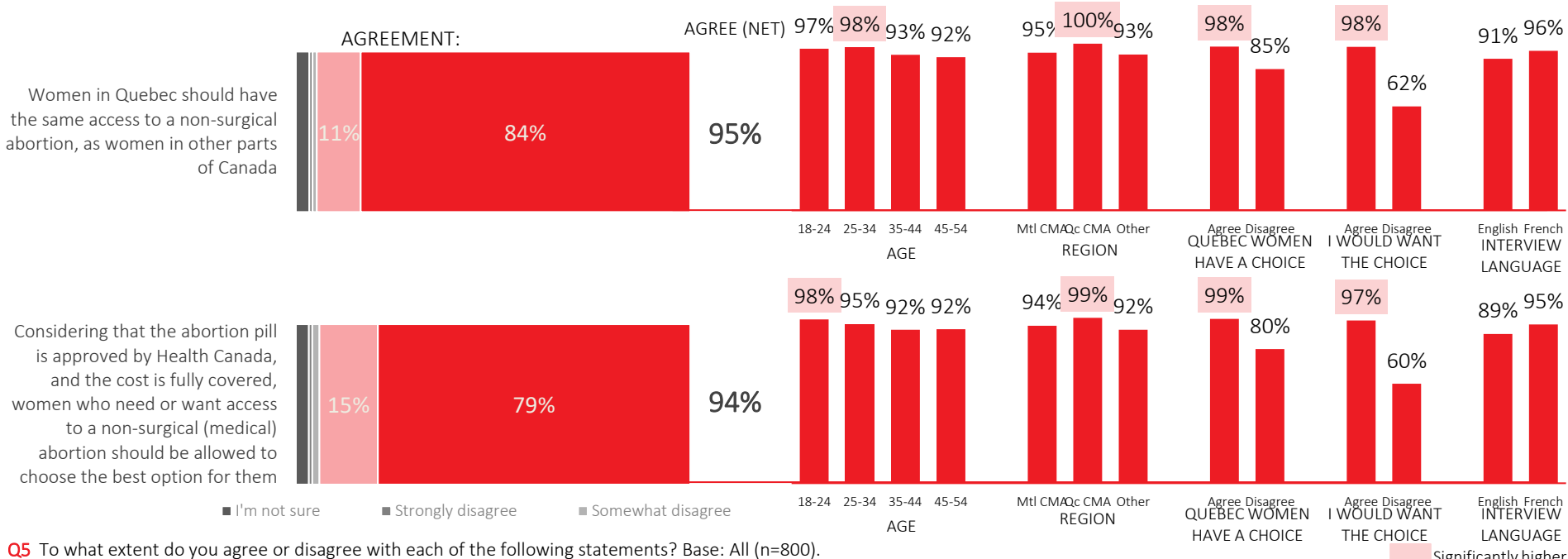


Q3 To what extent do you agree or disagree with each of the following statements? Base: All (n=800).

Significantly higher

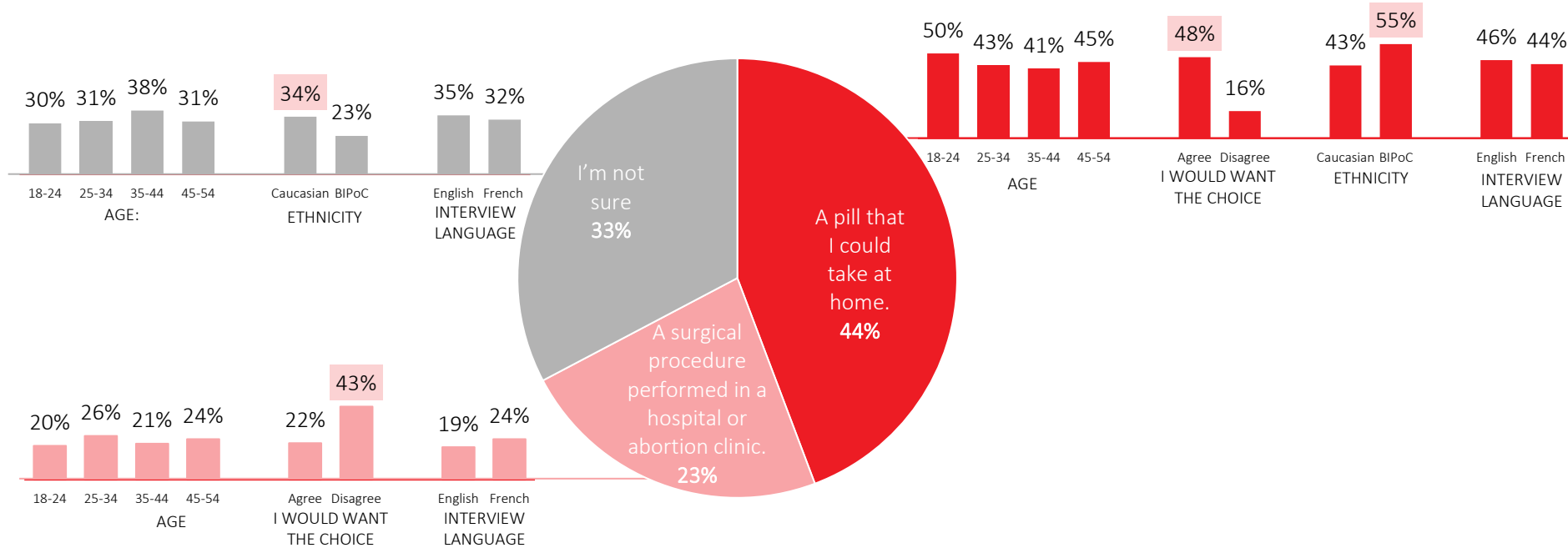
Virtually all Quebec women feel they should have the same access to non-surgical abortion as women in the rest of Canada, and should be able to choose the option that is best for them.

Not only do nearly all women agree that women in Quebec should have the same access to a non-surgical abortion as women in other parts of Canada, and that considering the abortion pill is approved by Health Canada, and the cost is fully covered, women who need or want access to a non-surgical (medical) abortion should be allowed to choose the best option for them, about eight-in-ten strongly agree with these statements. Women in Quebec City (vs. Montreal or other regions), those who feel that they would want the choice between an abortion pill and a surgical procedure, and who believe all Quebec women have that same choice, are significantly more likely to agree with both statements.



Quebec women are about twice as likely to prefer a pill they could take at home rather than a surgical procedure if they needed an abortion.

More than four-in-ten Quebec women say that if they were faced with a situation where they wanted or needed an abortion, they would prefer the option of a pill they could take at home, roughly twice that of those who would prefer a surgical procedure performed in a hospital or abortion clinic (23%). Those who say they would prefer the non-surgical option are significantly more likely to be those who state they would want a choice. Those who would prefer the surgical procedure are more likely to be those who disagree that they would want the choice between the two options. One-third (33%) admit that they aren't sure which option they'd prefer, especially those who identify as Caucasian (vs. BIPOC).

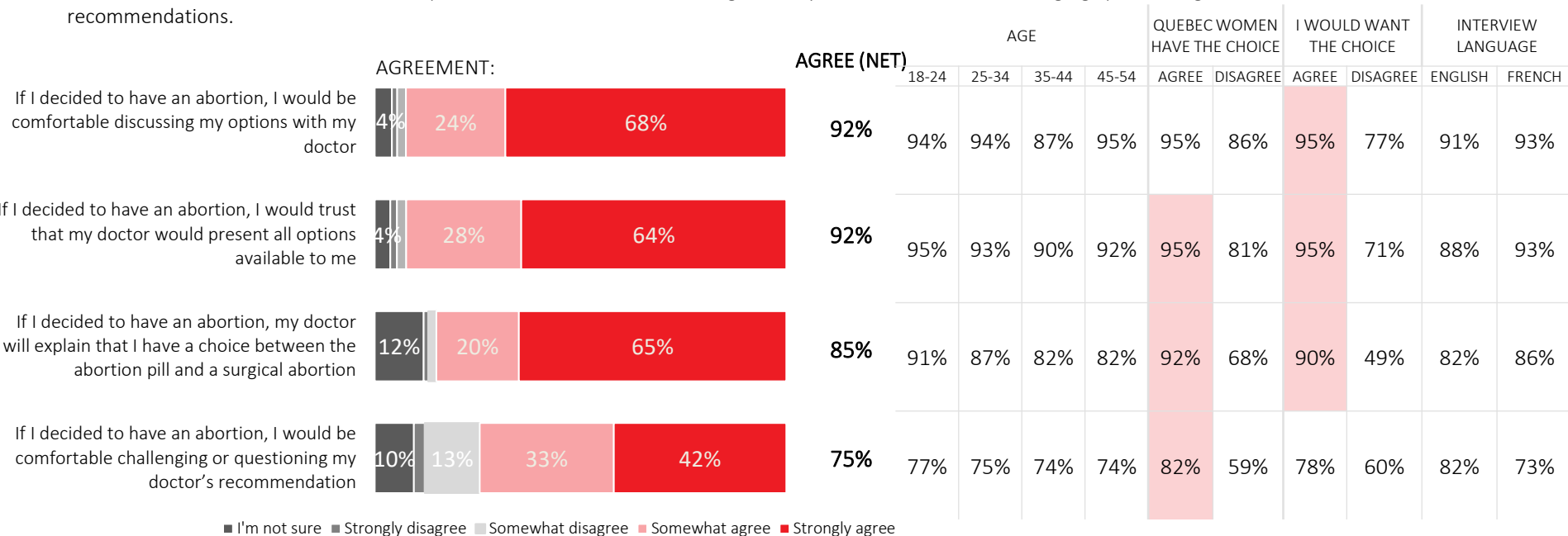


Q4 If you were faced with a situation where you wanted or needed an abortion, which of the following options would you prefer? Base: All (n=800).

Significantly higher

Nine-in-ten trust that their doctor will present all options available to them should they decide to have an abortion.

Most (92%) would trust that their doctor would present all options available to them, and nearly as many (85%) believe their doctor would explain that they have a choice between the abortion pill and a surgical abortion (with two-thirds strongly agreeing with these statements). Similarly, nine-in-ten (92%) express that if they decided to have an abortion they would be comfortable discussing their options with their doctor (with two-thirds being very comfortable) although fewer (75%) would feel that same comfort level when challenging or questioning their doctor’s recommendation. Those who would feel comfortable discussing options with their doctor are significantly more likely to be those in Quebec City (99% vs. 93%; Montreal and 90%; rest of Quebec). Those who agree that all Quebec women have a choice in which option is best for them would be significantly more comfortable challenging/questioning their doctor’s recommendations.



Q5 To what extent do you agree or disagree with each of the following statements? Base: All (n=800).

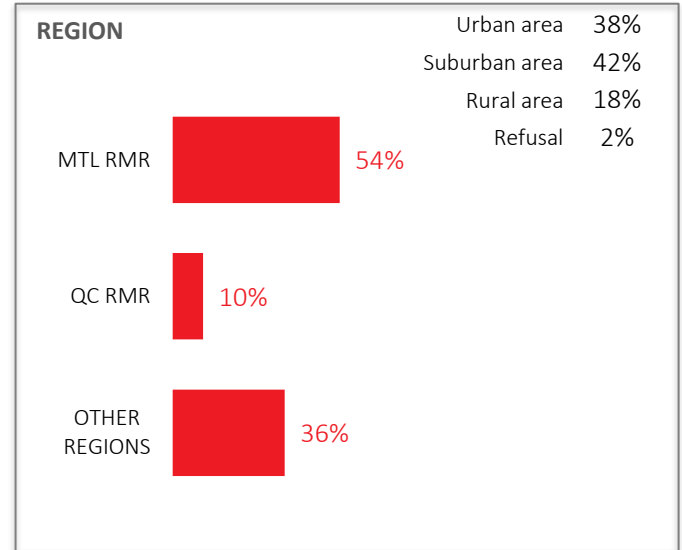
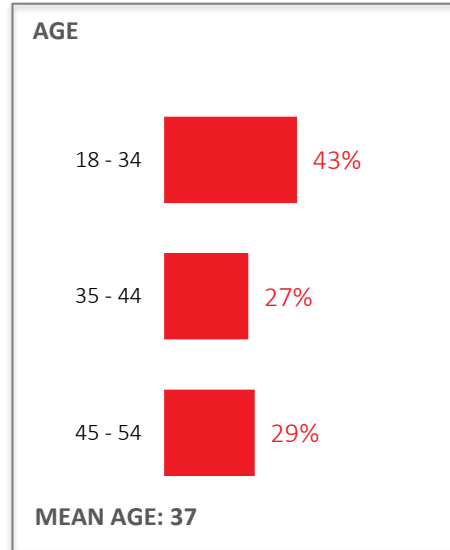
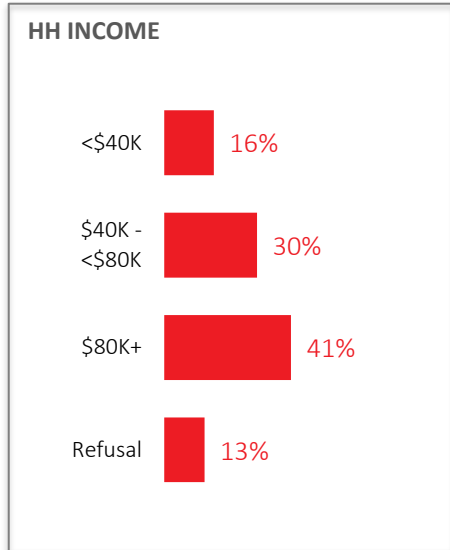
Significantly higher



RESPONDENT PROFILE

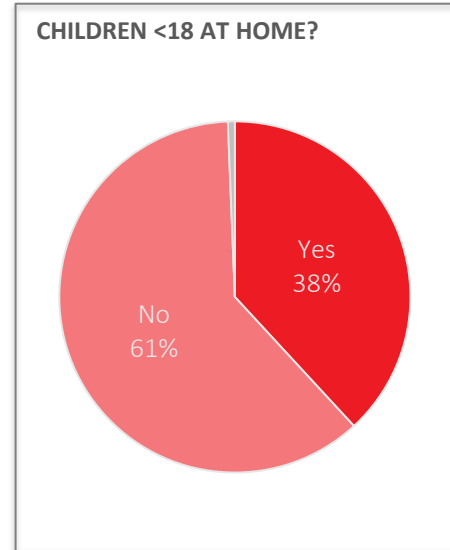
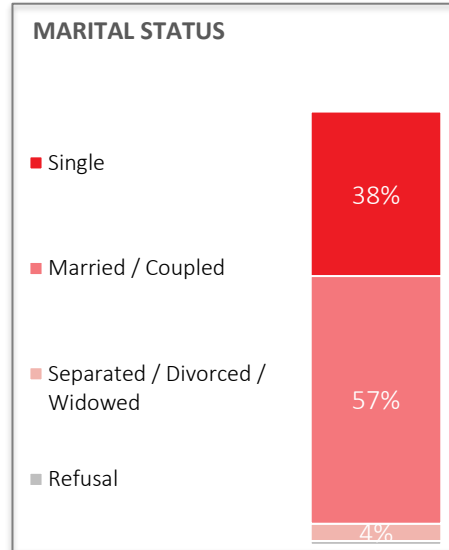
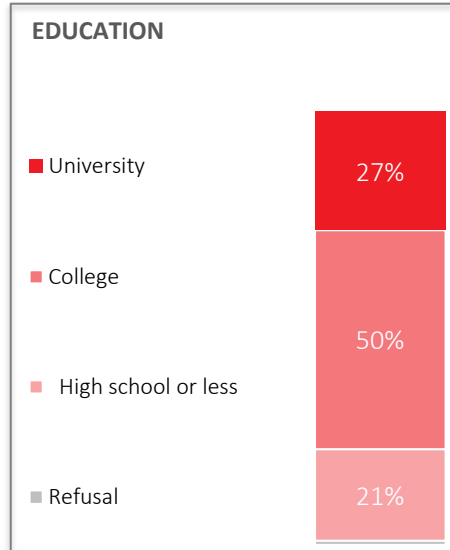
RESPONDENT PROFILE

Base: All (n=800)



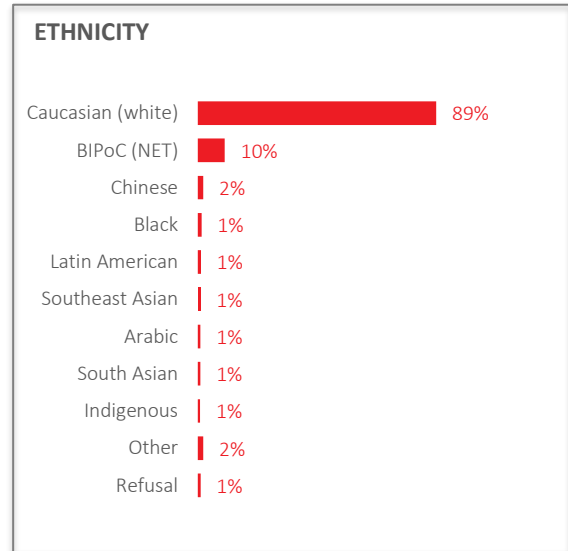
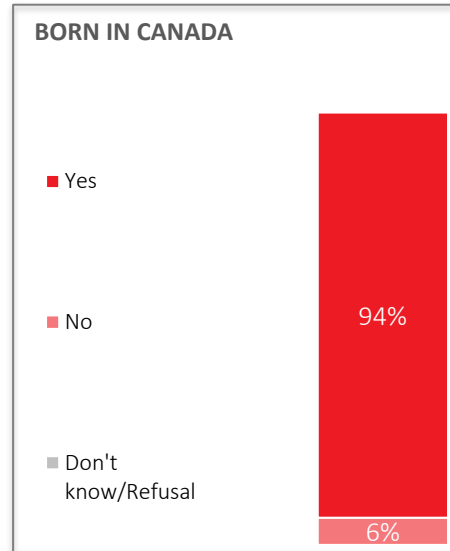
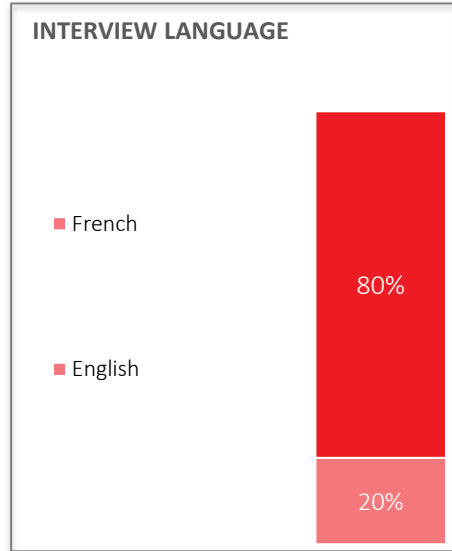
RESPONDENT PROFILE

Base: All (n=800)



RESPONDENT PROFILE

Base: All (n=800)





TEAM

THE TEAM:



Lisa Covens
Vice-President
Communications and Public Affairs
lcovens@leger360.com



Anne-Marie Newton
Senior Research Director
Communications and Public Affairs
amnewton@leger360.com



Kathleen Theriault
Research Analyst
Communications and Public Affairs
ktheriault@leger360.com

Leger

We know Canadians

